

Overview

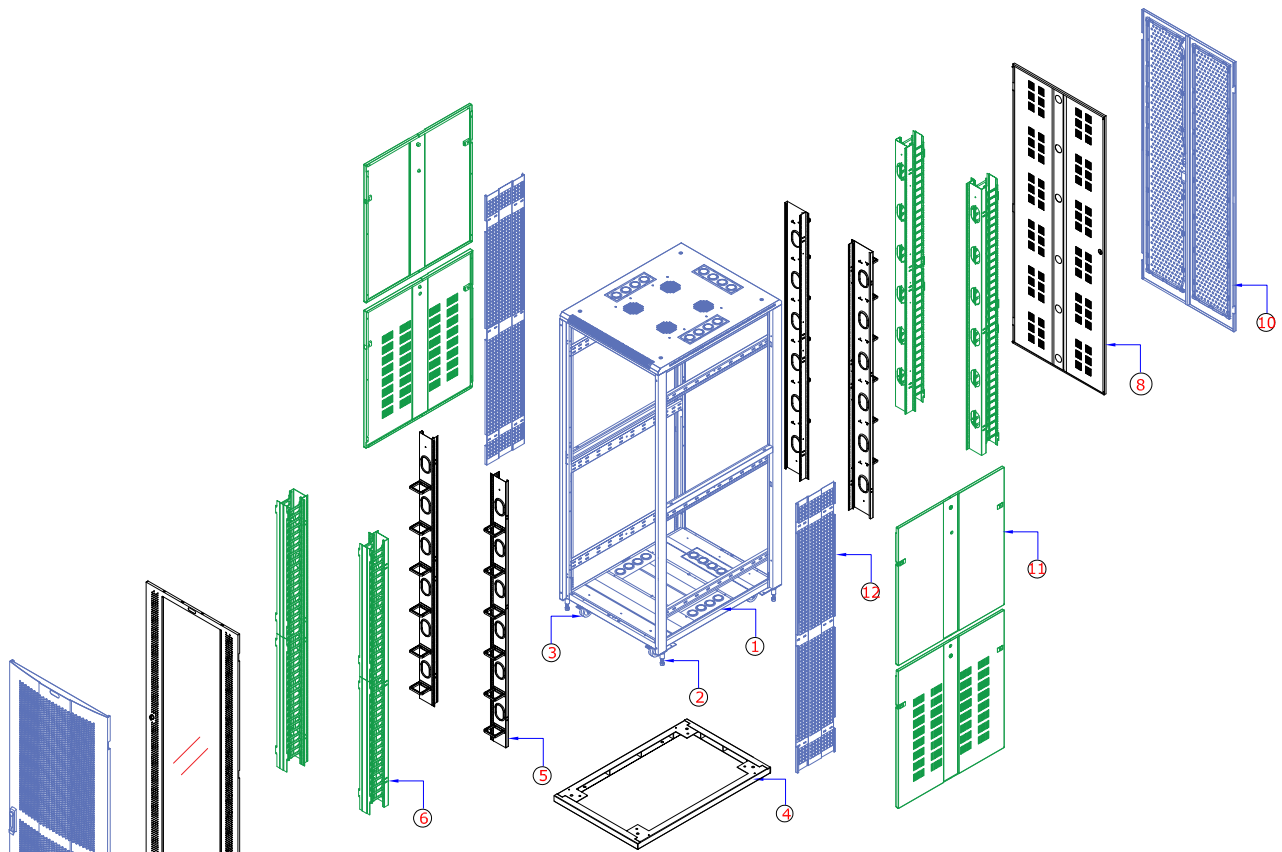
NRS Series, Rigid Racks for Servers, Networking, AV, Telecom & lab application. Racks manufactured out of steel sheet punched, formed, welded and Powder coated with highest quality standards under stringent ISO 9001 | ISO 14001 | ISO 27001 | ISO 45001 Manufacturing & Quality management system to ensure highest quality product.

Standard for Racks configuration will be welded frame with 4 no Pillars of 7 folded profile welded to top and bottom ribbed/reinforced frame additionally supported depth wise by welding 6 no depth rail 4 folded profile. Associated with vented top cover with fan mounting provision Front Glass or perforated Metal Door with lock & Key and Back Vented / perforated metal door with lock & key and partially vented or Plain side panels 1200 deep rack will be configured with dual side panel. Free standing on floor with 4 No casters wheels with 2 No with brakes and 2 Nos. without brakes & with Levelers OR plinth.

Available in 6RU~52RU Variants with 800,1000 & 1200 Depth configurations and 800 width configurations.



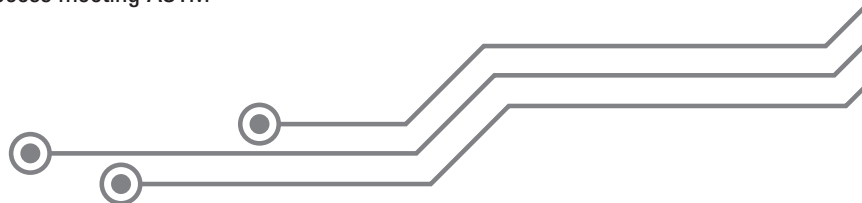




1. Rack Frame
2. Levellers
3. Castors
4. Plinth
5. 19" Adapter Kit/ loops
6. 19" Adapter Kit/ Closed/ Door
7. Glass Door
8. Metal Door
9. Perforated Door/ Convex
10. Perforated Door/ Dual
11. Side Panel/ Vented
12. Cable Basket

Features

- Conforms to DIN 41494 or Equivalent EIA / ISO / EN / CEA Standard
- Adjustable mounting depth
- 4 No Adjustable, 19" verticals with Punched 10 mm Square Hole and Universal 12.7mm-15.875mm-15.875mm alternating hole pattern offers greater mounting flexibility, maximizes usable mounting space
- Numbered U positions
- Universal 44.45MM Pitch Holes For DIN Standard Racks
- State-of-the-art manufacturing methods provide the best product quality and fastest delivery in the industry
- 100% assured compatibility with all equipments conforming to DIN 41494 (General industrial standard for equipments)
- Powder coated finish with Seven tank pretreatment process meeting ASTM standard
- Grounding & Bonding Options
- Fan module Mount Provision on top Cover

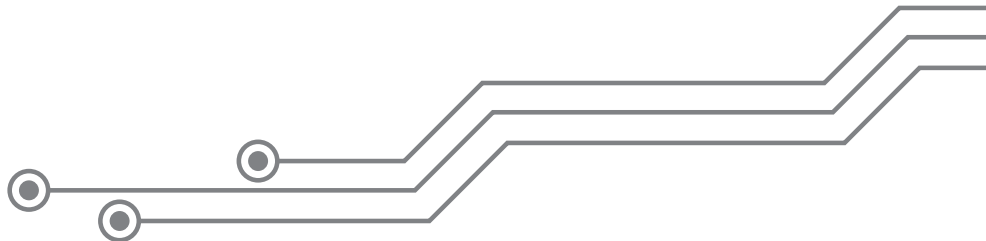


Accessories:

- cable Basket
- Angle Pair
- ganging Kit
- Fixed Shelf
- Cantilever Shelf
- Sliding Shelf
- Key Board Shelf
- Power Distribution Units
- Fans and Fan Modules
- Rack Ground Kit
- Plinth
- Casters
- Levellers
- Rack Stabilizing Kit
- Cable Organisers

Technical Data:

Basic Frame	Steel folded
Construction	Welded
Top & Bottom Cover	Welded to Frame with Cable entry exit cut outs
Front Door	Lockable Toughened Glass Door OR Lockable Perforated steel Door
Rear Door	Lockable Steel Door - Plain / Vented / Perforated
19" Mounting Angle	Formed Steel
Std. Equipment Mounting	DIN Std. 10mm Sq. Slots
Standard Finish	Powder coated
Standard Colour	Grey & Off White OR Black
Standard Mounting	Caster wheels (2 with Brake & 2 without Brake) OR Levelers OR Plinth
Rack Standard	Conforms to DIN 41494 or equivalent standard
Static Load	750Kg with casters. 1250Kg with Levelers / Plinth



Model Matrix & Dimensions										
NRS Series	H	h	W	w/w2	w1	D	d	d1	Caster Type	Plinth Height(mm)
6U 800X800	411	6U	800	19"/27"	451	800	700	535	TYPE-2	50/100
6U 800X1000	411	6U	800	19"/27"	451	1000	900	725	TYPE-2	50/100
9U 800X800	544	9U	800	19"/27"	451	800	700	535	TYPE-2	50/100
9U 800X1000	544	9U	800	19"/27"	451	1000	900	725	TYPE-2	50/100
12U 800X800	677	12U	800	19"/27"	451	800	700	535	TYPE-2	50/100
12U 800X1000	677	12U	800	19"/27"	451	1000	900	725	TYPE-2	50/100
15U 800X800	810	15U	800	19"/27"	451	800	700	535	TYPE-2	50/100
15U 800X1000	810	15U	800	19"/27"	451	1000	900	725	TYPE-2	50/100
17U 800X800	899	17U	800	19"/27"	451	800	700	535	TYPE-2	50/100
17U 800X1000	899	17U	800	19"/27"	451	1000	900	725	TYPE-2	50/100
22U 800X800	1121	22U	800	19"/27"	451	800	700	535	TYPE-2	50/100
22U 800X1000	1121	22U	800	19"/27"	451	1000	900	725	TYPE-2	50/100
22U 800X1200	1121	22U	800	19"/27"	451	1200	1100	725	TYPE-2	50/100
27U 800X800	1343	27U	800	19"/27"	451	800	700	535	TYPE-2	50/100
27U 800X1000	1343	27U	800	19"/27"	451	1000	900	725	TYPE-2	50/100
27U 800X1200	1343	27U	800	19"/27"	451	1200	1100	725	TYPE-2	50/100
32U 800X800	1565	32U	800	19"/27"	451	800	700	535	TYPE-2	50/100
32U 800X1000	1565	32U	800	19"/27"	451	1000	900	725	TYPE-2	50/100
32U 800X1200	1565	32U	800	19"/27"	451	1200	1100	725	TYPE-3	50/100
34U 800X800	1654	34U	800	19"/27"	451	800	700	535	TYPE-2	50/100
34U 800X1000	1654	34U	800	19"/27"	451	1000	900	725	TYPE-2	50/100
34U 800X1200	1654	34U	800	19"/27"	451	1200	1100	725	TYPE-3	50/100
36U 800X800	1743	36U	800	19"/27"	451	800	700	535	TYPE-2	50/100
36U 800X1000	1743	36U	800	19"/27"	451	1000	900	725	TYPE-2	50/100
36U 800X1200	1743	36U	800	19"/27"	451	1200	1100	725	TYPE-3	50/100
38U 800X800	1832	38U	800	19"/27"	451	800	700	535	TYPE-2	50/100
38U 800X1000	1832	38U	800	19"/27"	451	1000	900	725	TYPE-2	50/100
38U 800X1200	1832	38U	800	19"/27"	451	1200	1100	725	TYPE-3	50/100
40U 800X800	1921	40U	800	19"/27"	451	800	700	535	TYPE-2	50/100
40U 800X1000	1921	40U	800	19"/27"	451	1000	900	725	TYPE-3	50/100
40U 800X1200	1921	40U	800	19"/27"	451	1200	1100	725	TYPE-3	50/100
42U 800X800	2010	42U	800	19"/27"	451	800	700	535	TYPE-2	50/100
42U 800X1000	2010	42U	800	19"/27"	451	1000	900	725	TYPE-3	50/100
42U 800X1200	2010	42U	800	19"/27"	451	1200	1100	725	TYPE-3	50/100
44U 800X800	2099	44U	800	19"/27"	451	800	700	535	TYPE-3	50/100
44U 800X1000	2099	44U	800	19"/27"	451	1000	900	725	TYPE-3	50/100
44U 800X1200	2099	44U	800	19"/27"	451	1200	1100	725	TYPE-3	50/100
45U 800X800	2143	45U	800	19"/27"	451	800	700	535	TYPE-3	50/100
45U 800X1000	2143	45U	800	19"/27"	451	1000	900	725	TYPE-3	50/100
45U 800X1200	2143	45U	800	19"/27"	451	1200	1100	725	TYPE-3	50/100
48U 800X800	2276	48U	800	19"/27"	451	800	700	535	TYPE-3	50/100

Model Matrix & Dimensions

NRS Series	H	h	W	w/w2	w1	D	d	d1	Caster Type	Plinth Height(MM)
48U 800X1000	2276	48U	800	19"/27"	451	1000	900	725	TYPE-3	50/100
48U 800X1200	2276	48U	800	19"/27"	451	1200	1100	725	TYPE-3	50/100
50U 800X800	2365	50U	800	19"/27"	451	800	700	535	TYPE-3	50/100
50U 800X1000	2365	50U	800	19"/27"	451	1000	900	725	TYPE-3	50/100
50U 800X1200	2365	50U	800	19"/27"	451	1200	1100	725	TYPE-3	50/100
52U 800X800	2454	52U	800	19"/27"	451	800	700	535	TYPE-3	50/100
52U 800X1000	2454	52U	800	19"/27"	451	1000	900	725	TYPE-3	50/100
52U 800X1200	2454	52U	800	19"/27"	451	1200	1100	725	TYPE-3	50/100

Note :

1. Overall Height = Frame Height + Plinth or Caster
2. It is recommended to distribute the Load along with U space in the Rack
3. Dimension are in MM

Abbreviations

Frame Height	H
Usable Height	h
Overall width	W
Usable width	w
Usable width Between Front MTG. Angles	w1
Over All Usable Width	w2
Overall Depth	D
Usable Depth	d
Usable Depth From Mounting Angle to Angle	d1

Description	Height (mm)
TYPE-2	85
TYPE-3	105

