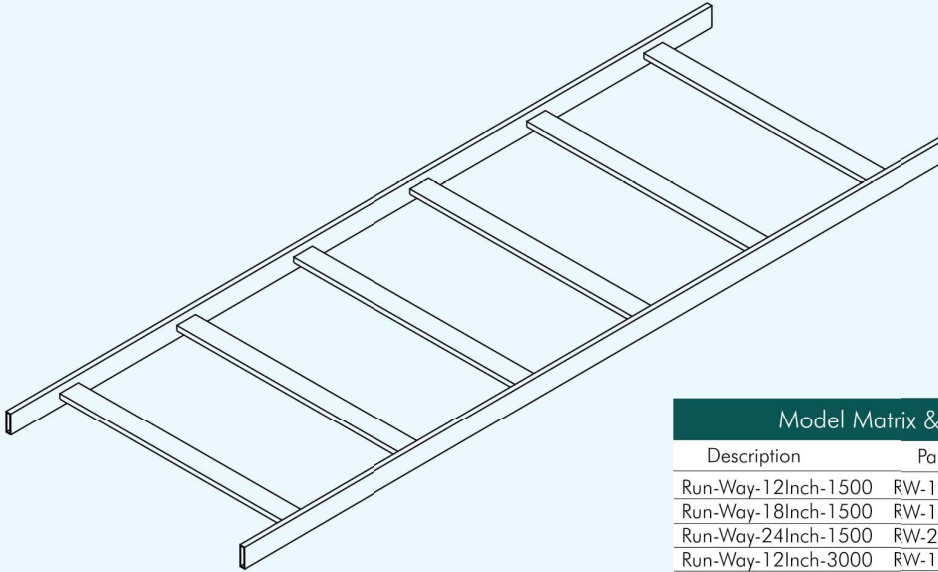


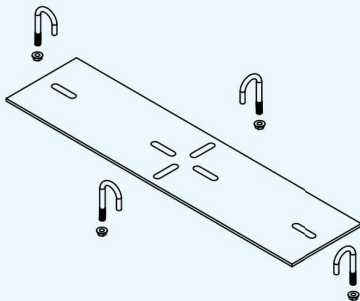
Cable Runway



Model Matrix & Dimensions

Description	Part No.	Construction
Run-Way-12Inch-1500	RW-12-1500	Tubular Steel welded and Powder Coated
Run-Way-18Inch-1500	RW-18-1500	
Run-Way-24Inch-1500	RW-24-1500	
Run-Way-12Inch-3000	RW-12-3000	
Run-Way-18Inch-3000	RW-18-3000	
Run-Way-24Inch-3000	RW-24-3000	

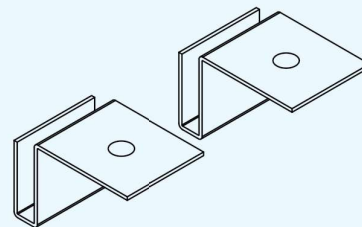
Rack Run-Way Mounting Kit



Model Matrix & Dimensions

Description	Part No.	Construction
Rack Run-Way Mounting Kit 12-Inch	RWA-001-12	Formed Steel and Powder Coated
Rack Run-Way Mounting Kit 18-Inch	RWA-001-18	
Rack Run-Way Mounting Kit 20-Inch	RWA-001-20	
Rack Run-Way Mounting Kit 24-Inch	RWA-001-24	

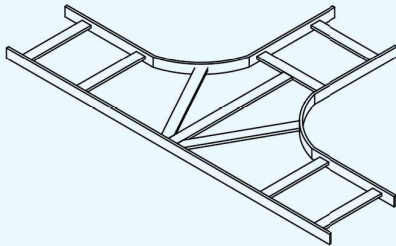
Runway Wall Mounting Clamp



Model Matrix & Dimensions

Description	Part No.	Construction
Runway Wall Bracket Clamp	RW-018-001	Formed Steel and Powder Coated

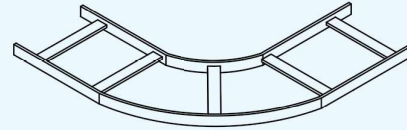
Tee Radius



Model Matrix & Dimensions

Description	Part No.	Construction
Run-Way-12Inch-TEE	RW-016-12	Formed Steel and Powder Coated
Run-Way-18Inch-TEE	RW-016-18	
Run-Way-24Inch-TEE	RW-016-24	

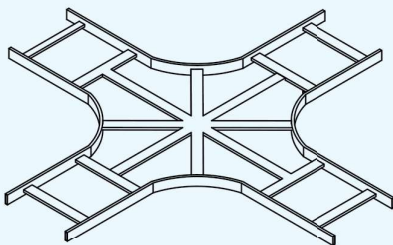
Ell Radius



Model Matrix & Dimensions

Description	Part No.	Construction
Run-Way-12Inch-ELL	RW-015-12	Formed Steel and Powder Coated
Run-Way-18Inch-ELL	RW-015-18	
Run-Way-24Inch-ELL	RW-015-24	

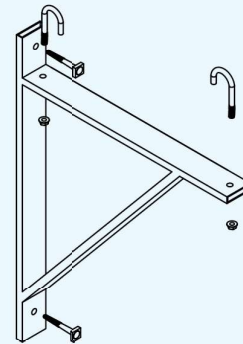
Intersection



Model Matrix & Dimensions

Description	Part No.	Construction
Run-Way-12Inch-INT	RW-017-12	Formed Steel and Powder Coated
Run-Way-18Inch-INT	RW-017-18	
Run-Way-24Inch-INT	RW-017-24	

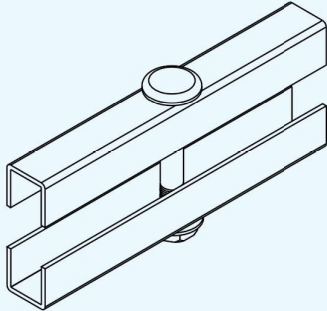
Triangular Wall Bracket kit



Model Matrix & Dimensions

Description	Part No.	Construction
Triangular Wall Bracket kit-12	RWA-009-12	Formed Steel and Powder Coated
Triangular Wall Bracket kit-18	RWA-009-18	
Triangular Wall Bracket kit-24	RWA-009-24	

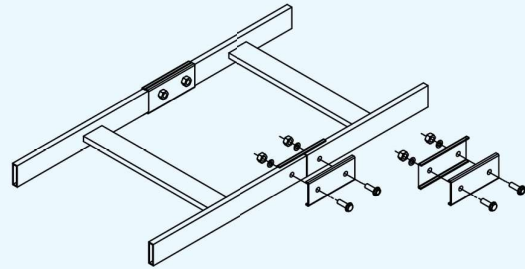
Joint Clamp Kit Type 1



Model Matrix & Dimensions

Description	Part No.	Construction
Joint Clamp Kit-Type 1	RWA-003-1	Formed Steel and Powder Coated

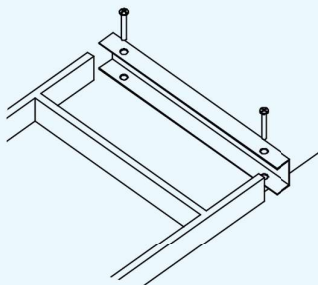
Joint Clamp Kit Type 2



Model Matrix & Dimensions

Description	Part No.	Construction
Joint Clamp Kit-Type 2	RWA-003-2	Formed Steel and Powder Coated

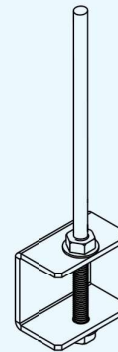
End Closing Kit



Model Matrix & Dimensions

Description	Part No.	Construction
End Closing Kit/12-Inch	RWA-004-12	Formed Steel and Powder Coated
End Closing Kit/18-Inch	RWA-004-18	
End Closing Kit/20-Inch	RWA-004-20	
End Closing Kit/24-Inch	RWA-004-24	

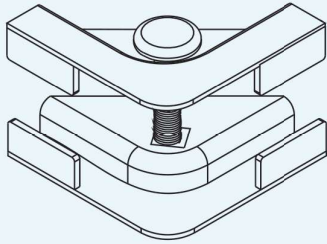
Cable Retainer Kit



Model Matrix & Dimensions

Description	Part No.	Construction
Cable Retainer kit/200	RWA-010	Formed Steel and Powder Coated

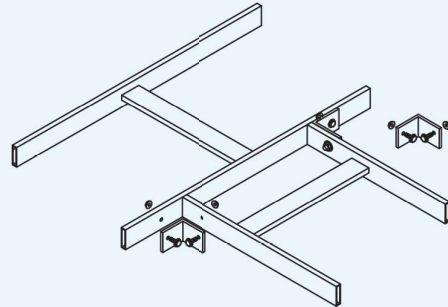
Corner Clamp Type 1



Model Matrix & Dimensions

Description	Part No.	Construction
Corner Clamp Kit Type 1	RWA-002-1	Formed Steel and Powder Coated

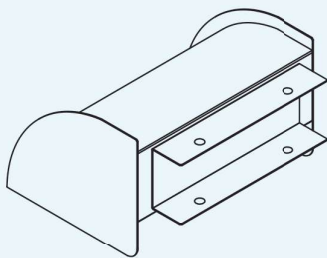
Corner Clamp Type 2



Model Matrix & Dimensions

Description	Part No.	Construction
Corner Clamp Kit Type 2	RWA-002-2	Formed Steel and Powder Coated

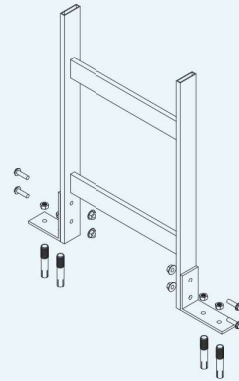
Radius Drop Kit



Model Matrix & Dimensions

Description	Part No.	Construction
Radius Drop kit/6 Inch/Straight	RWA-008-6-S	Formed Steel and Powder Coated
Radius Drop kit/6-Inch/Cross	RWA-008-6-C	
Radius Drop kit/12 Inch/Straight	RWA-008-12-S	
Radius Drop kit/12-Inch/Cross	RWA-008-12-C	

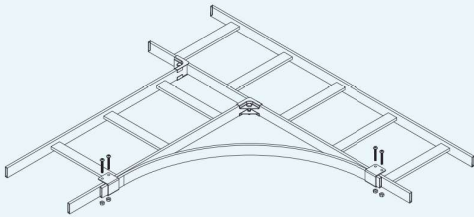
Floor Mount Kit



Model Matrix & Dimensions

Description	Part No.	Construction
Floor Mount Kit	RW-019-001	Formed Steel and Powder Coated

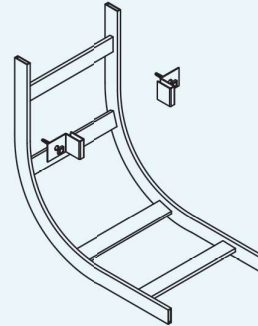
Radius Bracket Kit



Model Matrix & Dimensions

Description	Part No.	Construction
Radius Bracket Kit	RW-007-001	Tubular Steel, Formed & Powder Coated

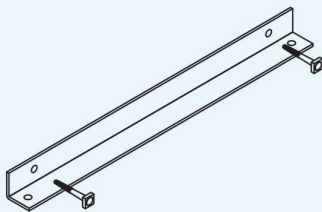
Cable Runway Water Fall



Model Matrix & Dimensions

Description	Part No.	Construction
Radius Water Fall Kit 12-Inch	FWA-014-12	Tubular Steel, Formed & Powder Coated
Radius Water Fall kit 18-Inch	FWA-014-18	
Radius Water Fall kit 20-Inch	FWA-014-20	
Radius Water Fall kit 24-Inch	FWA-014-24	

Wall Bracket Kit



Model Matrix & Dimensions

Description	Part No.	Construction
Wall Bracket Kit/12-Inch	RWA-005-12	Extruded Aluminum & Machined
Wall Bracket Kit/18-Inch	RWA-005-18	
Wall Bracket Kit/20-Inch	RWA-005-20	
Wall Bracket Kit/24-Inch	RWA-005-24	

Ceiling Mount Kit



Model Matrix & Dimensions

Description	Part No.	Construction
Ceiling Mount Kit/1Mt/Type 1	RWA-006-1	Formed Steel and Powder Coated

OVERVIEW

Patch Rack / Runway specially designed for mounting patch panels on the runway in server rooms, data centre and labs. Racks manufactured out of steel sheet punched, formed, welded and Powder coated with highest quality standards under stringent ISO 9001-2008 Manufacturing & Quality management system to ensure highest quality product.



Mounting above cross member

Features

- Conforms to DIN 41494 or Equivalent EIA / ISO / EN / CEA Standard
- Formed Steel 19" verticals with Punched 10mm Square Hole and Universal 12.7mm-15.875mm-15.875mm alternating hole pattern offers greater mounting flexibility, maximizes usable mounting space.
- Numbered U positions
- State-of-the-art manufacturing methods provide the best product quality and fastest delivery in the industry
- 100% assured compatibility with all equipments conforming to DIN 41494 (General industrial standard for equipments)
- Powder coated finish with Seven tank pretreatment process meeting ASTM standard
- Grounding & Bonding Options
- Universal Clamp Kit for mounting on straight and cross member of runway either above or below the runway.
- Standard supply include Cable Loop 90 X 85 mm for Cable Management.

Model Matrix & Dimensions

Patch Rack / Runway	H	h	W	w	D
4U	245	4U	514	19"	80
6U	334	6U	514	19"	80

1U = 44.45 mm

Note : Other models can be manufactured on request.

Cable Runways
Accessories